

RIVERSIDE BROOKFIELD HIGH SCHOOL

School District #208 • 160 Ridgewood Road • Riverside, IL 60546

Phone: 708-442-7500 • www.rbhs208.org • Fax: 708-447-5570



2010 SCHOOL PROFILE 2011

ADMINISTRATION

Superintendent:

Dr. David J. Bonnette ext. 2208

Principal:

Mrs. Pam Bylsma ext. 2108

Assistant Principal for Student Affairs:

Mr. John Passarella ext. 2112

Assistant Principal for Curriculum and Instruction:

Mr. Tim Scanlon ext. 2193

Business Manager:

Mr. Chris Whelton ext. 2103

Dean of Students:

Mr. David Sibley ext. 2109

STUDENT SERVICES DEPARTMENT

Department Chair of Student Services:

Ms. Beth Augustine ext. 2143

Registrar:

Ms. Maria Perez ext. 2141

Student Services Assistant:

Ms. April Englehart ext. 2190

Counselors:

Mrs. Melissa Carey ext. 2197

Mr. Jim Franko ext. 2355

Ms. Margaret Leiteritz ext. 2196

Mr. Brett Littlehale ext. 2194

Mrs. Renee R. Thomas ext. 2308

Mr. Michael Reingruber ext. 2320

Social Workers

Mrs. Mari Mortenson ext. 2317

Mrs. Christine Sutton ext. 2195

Student Services Fax: 708-447-3280

THE COMMUNITY

Riverside Brookfield High School is located just 13 miles west of Chicago in a predominantly residential suburb designed by Frederick Law Olmstead. Students attending RBHS come primarily from Riverside, North Riverside and Brookfield. Residents of these communities are largely professional, semiprofessional, managerial, proprietary and skilled workers. The community passed a \$58 million referendum to expand and renovate the school building and it was completed in the spring of 2010.

THE SCHOOL

A total of 76% of the 125 professional personnel hold a master's degree or beyond. The school year consists of two semesters, with the first ending December 22, 2010 and the second ending June 03, 2011. Classes meet five days a week and earn one-half credit each. Students must carry a minimum of five classes and may take up to seven during the regular school day. When offered, summer school sessions are three weeks each. The mean academic class size is 21.5:1. The student to regular teaching faculty ratio is 18:1. The student to all certified staff ratio is 12.9:1. The average pupil expenditure in 2009-2010 was approx. \$16,061. Recent curricular innovations: The School of Environmental Education, academic support teams, Professional Learning Communities and a school/college partnership agreement with Triton Community College, Executive Functioning for all freshmen, Plato Learning, Mastery Manager, Reading in the Content Area, Co-teaching, Extended Time, Character Education, RtI.

ACCOMPLISHMENTS

- America's Best High Schools, Top 150 - Newsweek, 2010
- Illinois Best High Schools, #4 - Newsweek, 2010
- Bright Red Apple Award - School Search, Inc., 2010
- North Central Association - Full Accreditation, 2010

Class of 2010 reporting post high school plans:

4-year College:	65%
2-year College:	30%
Immediate Employment:	1%
Business or Technical School:	3%
Military:	1%

The Graduating Class of 2009-10 was admitted to over approx. 250 colleges. A full listing is available on our website.

RECOGNITION

Class of 2011

- 1 National Merit – Semifinalist
- 5 Commended Scholars

2009-2010—160 AP Scholars

- 72 Scholars
- 30 Scholars with Honor
- 57 Scholars with Distinction
- 12 National Scholars

MEMBERSHIP/ACCREDITATION

Illinois State Board of Education, Illinois Association for College Admission Counseling, National Assoc. for College Admission Counseling, The College Board, North Central Association, Community of Caring and *Character Counts!*

TRANSCRIPT INFORMATION

Official transcripts are released directly to accredited educational institutions, scholarship agencies and the NCAA Clearinghouse only. Test scores are not posted on the transcript and are sent directly by testing companies, at the request of students. Both unweighted and weighted grade point average and weighted rank are computed. Please see inside this profile for comprehensive information regarding computation of grade point average and individual student rank. Independent Study courses are available in all academic departments. CEEB/ACT School Code 143655.

STUDENT POPULATION

Data collected according to mandated US Board of Ed. Race & Ethnicity Standards

Ethnicity: 27.5% Hispanic 72.5% Non-Hispanic
Race: 73.4% Caucasian
 14.4% American Indian or Alaska Native
 5.9% Two or More Races
 5.1% Black or African American
 1.2% Asian

Of the 1446 students, 10.1% speak a language other than English at home.

CLASS RANKING/GRADES

Rank is determined on the basis of semester grades using all credit granting courses.

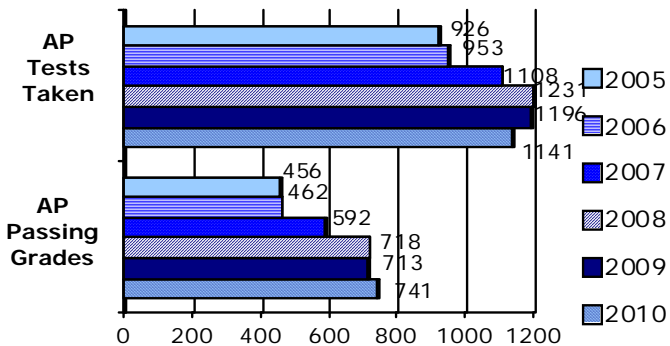
Grade	Numeric Value	Honors (1.25 Multiplier)	AP (.5 added to Honors)*
A	4.0	5.0	5.5
A-	3.7	4.625	5.125
B+	3.3	4.125	4.625
B	3.0	3.75	4.25
B-	2.7	3.375	3.875
C+	2.3	2.875	3.375
C	2.0	2.5	3.0
C-	1.7	2.125	2.625
D+	1.3	1.3	1.3
D	1.0	1.0	1.0
D-	0.7	0.7	0.7
F	0.0	0.0	0.0

*AP weight will only be added for those students who take the AP Exam.
 Students not taking the AP Exam will receive Honors weight.

PRAIRIE STATE ACHIEVEMENT EXAMINATION (PSAE)—Class of 2011

2010 results for Riverside Brookfield H.S. students in the class of 2011.

	RBHS	State
Reading	68.5%	54.0%
Mathematics	75.3%	52.7%
Science	72.4%	52.4%
Writing	80.4%	55.3%

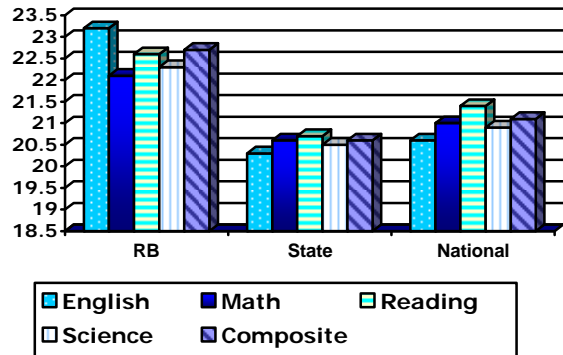


SAT SCORES—Class of 2010

27 students Mean: Critical Reading 613
 Math 630
 Writing 598

ACT Scores—All Students: 5 Year Average

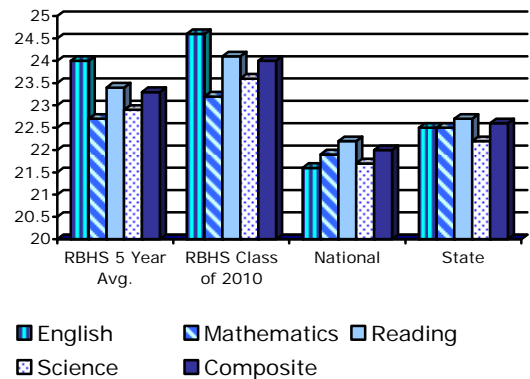
	RB	State	National
English	23.2	20.3	20.6
Math	22.1	20.6	21.0
Reading	22.6	20.7	21.4
Science	22.3	20.5	20.9
Composite	22.7	20.6	21.1



ACT SCORES—Class of 2010

The following represents 274 students taking college prep curriculum out of 337 total students

	RBHS 5 Year Average	RBHS Class of 2010	National	State
English	24.0	24.6	21.6	22.5
Mathematics	22.7	23.2	21.9	22.5
Reading	23.4	24.1	22.2	22.7
Science	22.9	23.6	21.7	22.2
Composite	23.3	24.0	22.0	22.6



19 SECTIONS OF HONORS LEVEL COURSES AT RBHS:

English 9 & 10
 Leadership Training & Sports Medicine
 Choreography III & Repertory Dance Ensemble

Jazz Ensemble
 Madrigal Singers
 Symphony Marching Band
 French IV

German III
 Spanish IV
 Algebra & Algebra 2/Trig.
 Geometry

Biology
 Chemistry
 Physics
 Humanities

24 SECTIONS OF ADVANCED PLACEMENT COURSES AT RBHS:

Language & Composition Literature
 Music Theory
 History & Studio Art
 French

German
 Spanish Language & Literature
 Calculus AB & BC
 Computer Science

U.S. Gov. & Politics
 Statistics
 Biology
 Chemistry
 Environmental Science

U.S. History & World History
 Physics
 European History
 Macro/Microeconomics
 Psychology

GRADUATION REQUIREMENTS—Class of 2011 A full listing of courses offered at RBHS is available on our website.

Graduates must successfully complete 22 units of course work. *Subject and Units Required:*

English	4.0	Science	3.0	Fine Arts	1.0	Economics	0.5	*Physical Ed.	3.5
Mathematics	3.0	Social Studies	3.0	Cultural Studies	1.0	Health Ed.	0.5	Electives	2.5

*Unless Waived

Class of 2010 reporting post high school plans: 4-year college: 65% 2-year college: 30%
Immediate Employment: 1% Business or Technical School: 3% Military: 1%

The graduating classes of 2009 - 2010 were admitted to the following colleges:

American Academy of Art	Hawaii Pacific University	Ohio Northern University	University of Kentucky
Amherst College	Heidelberg College	Ohio State University	University of Maine
Arizona State University	Hillsborough Community College	Ohio University	Machias
Auburn University	Hillsdale College	Ohio Wesleyan University	University of Maryland
Augustana College	Hobart and William Smith College	Parkland College	University of Massachusetts
Aurora University	Hofstra University	Pennsylvania State Univ.	University of Miami
Ball State University	Hope College	Princeton University	University of Michigan
Baylor University	Illinois College	Purdue University	University of Minnesota
Bellarmine University	Illinois Institute of Art	Radford University	Twin Cities
Beloit College	Illinois Inst. of Technology	Rensselaer Polytechnic Institute	University of Mississippi
Bemidji State University	Illinois Staet University	Rhodes College	University of Missouri
Benedictine University	Illinois Wesleyan University	Roanoke College	Columbia
Binghamton University	Indiana Institute of Tech.	Robert Morris College	University of Nevada, Reno
Boston College	Indiana State University	Rock Valley College	University of North Dakota
Boston University	Indiana Tech	Rockford College	University of Northern Colorado
Bowdoin College	Indiana University	Roosevelt University	University of Notre Dame
Bowling Green State Univ.	Indiana University Bloomington	Rose-Hulman Institute of Technology	University of Phoenix
Bradley University	Indiana University Southeast	St. Joseph's College IN	University of Pittsburgh
Brown University	Indiana Wesleyan University	Saint Louis University	University of San Diego
Bucknell University	Iowa State University	Saint Michaels College	University of San Francisco
Butler University	Jackson State University	Saint Xavier University	University of Southern CA
California Institute of Tech.	James Madison University	Seattle University	University of Tennessee
Carleton College	John Cabot University	Slippery Rock University	University of Utah
Carroll College (Montana)	Johnson & Wales University	Southern Illinois University	University of Vermont
Carroll University (WI)	Judson University	Carbondale	University of Virginia
Carthage College	Kalamazoo College	Edwardsville	University of Wisconsin
Case Western Reserve Univ.	Kishwaukee College	St. Ambrose University	La Crosse
Central Michigan University	Knox College	St. Cloud State University	Madison
Clemson University	Lawrence University	St. Olaf College	Milwaukee
Coastal Carolina University	Lehigh University	Stephens College	Parkside
College of DuPage	Lewis University	Suffolk University	Whitewater
College of William & Mary	Lincoln College	SUNY Maritime College	University of Wyoming
Colorado College	Loras College	Swarthmore College	Valparaiso University
Colorado School of Mines	Louisiana State University	Syracuse University	Vet Tech Institute
Columbia College	Loyola Marymount Univ.	Taylor University	Villanova University
Concordia University	Loyola University of Chgo.	Tennessee State University	Virginia Polytechnic Institute
River Forest	Luther College	Texas A & M University	Wake Forest University
Cornell College	Macalester College	Corpus	Warburg College
Cornell University	Manchester College	Texas Tech University	Washington University
Creighton University	Marquette University	The College of Wooster	Wesleyan University
Dartmouth College	Merrimack College	Triton College	West Suburban College of Nursing
Davidson College	Miami University Oxford	Truman State University	Western Illinois University
DePaul University	Michigan State University	Tufts University	Western Michigan Univ.
DePauw University	MI Technological. University	Tulane University	Wheaton College
Dominican University	Millikin University	University of Alabama	William Rainey Harper College
Drake University	Milwaukee School of Engineering	University of Arizona	Winona State University
Drexel University	Minnesota State University	University of California at Berkeley	Xavier University
Earlham College	Monmouth College	Irvine	
East-West University	Monmouth University	Merced	
Eastern Illinois University	Morton College	Riverside	
Eckerd College	New York University	San Diego	
Edgewood College	North Carolina State Univ.	University of Central Florida	
Ellsworth Community College	North Central College	University of Chicago	
Elmhurst College	North Park University	University of Colorado at Boulder	
Embry-Riddle Aeronautical University	Northwestern Illinois University	Colorado	
Emory University	Northern Illinois University	Denver	
Ferris State University	Northern Michigan Univ.	University of Dayton	
Flashpoint – The Academy of Media Arts and Sciences	Northwestern Bus. College	University of Evansville	
Florida Gulf Coast University	Northwestern College	University of Hawaii at Hilo	
Fordham University	Chicago	University of Illinois	
Georgetown University	Northwestern University	Chicago	
George Washington Uni.	Norwich University	Springfield	
Goucher College	Oakton Community College	Urbana-Champaign	
Grace College	Oberlin College	University of Iowa	
Grand Valley State Uni.		University of Kansas	
Grinnell College			
Hanover College			